

La ricerca italiana in Europa

Verso FP9

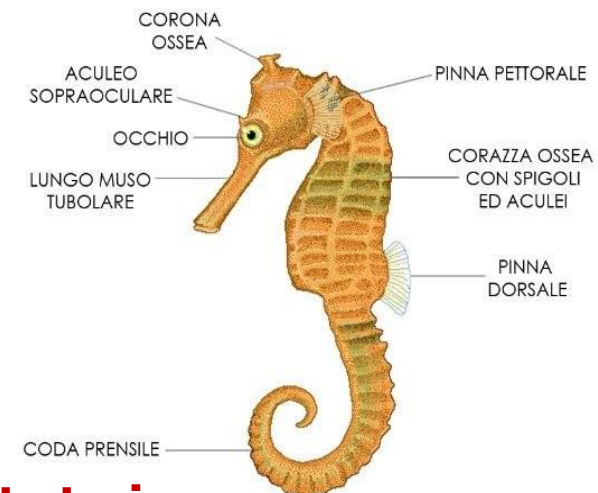
Salerno 28 Maggio 2018

In questa giornata:

- La macchina europea
- Il processo verso i finanziamenti
- A che punto siamo
- Cosa abbiamo fatto
- Cosa possiamo fare
- Dove stiamo andando

Alcune domande frequenti

- Buongiorno, vorrei fare un progetto con l'Europa
- Buongiorno, abbiamo saputo che a Bruxelles ci sono dei soldi
- Buongiorno, volevamo sapere perché non c'è un topic sulla pinna dorsale del cavalluccio marino



Si può fare quasi tutto ma occorre una strategia


The Bruxelles “machine”

Diversi Stati Membri hanno interessi diversi

Stakeholders di Stati Membri hanno interessi diversi

L'UE ha una sua agenda





UE Gabinetto
Presidente

Gabinetto
Ambiente

Gabinetto
Agenda Dig

Gabinetto
Ricerca

Gabinetto xx

Gabinetto xx

DG Amb.

DG Connect

DG Ricerca



MIUR

X28 Stati
Membri

CNR

UNI

CONFIND



DPT

DPT

DPT

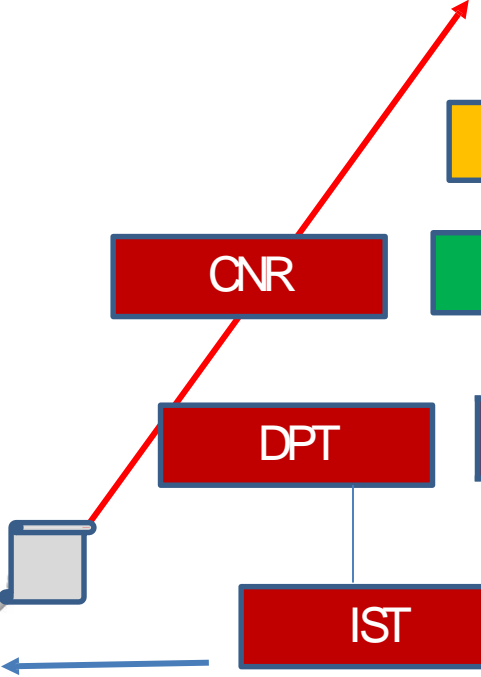
IST


IST

IST

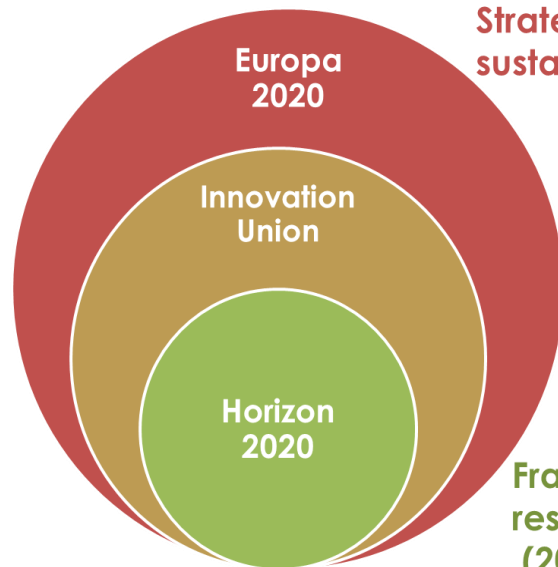


Ricercatore





Horizon 2020



Strategy for smart, inclusive and sustainable growth

Flagship initiative for R&D&I

Framework program on research and innovation (2014- 2020)

È parte integrante delle politiche europee Europe 2020, Innovation Union & European Research Area:

- Per rispondere alla crisi economica e investire in lavoro e crescita
- Rafforzare il posizionamento EU nel settore di Ricerca ed innovazione

Horizon 2020 è ad oggi il più grande programma di finanziamento globale per ricerca e innovazione con un budget nei 7 anni di €79,4 miliardi di euro e finanzia tutti le tipologie di organizzazione, coprendo tutta il ciclo di ricerca e innovazione dalla ricerca di base passando per i dimostratori fino all'ingresso di un prodotto servizio sul mercato;


MA E' IN PRIMIS UNO STRUMENTO POLITICO



- 1
- 4
- 3
- 5
- 2

	Countries Participation	SMEs Participation	EU Financial contribution		EU contribution to SMEs
AT - Austria	2.018	495	804.612.435	2,75 %	155.631.825
BE - Belgium	3.295	698	1.391.426.844	4,76 %	198.083.087
BG - Bulgaria	350	70	57.678.797	0,20 %	11.081.139
CY - Cyprus	364	118	108.055.311	0,37 %	32.668.632
CZ - Czech Republic	752	171	190.605.488	0,65 %	37.070.582
1 DE - Germany	8.976	1.748	4.720.676.571	16,16 %	592.971.197
DK - Denmark	1.685	357	731.428.467	2,50 %	149.784.742
EE - Estonia	350	110	93.276.021	0,32 %	30.356.342
EL - Greece	2.133	479	660.384.509	2,26 %	128.577.200
4 ES - Spain	7.436	2.032	2.668.366.234	9,13 %	614.982.311
FI - Finland	1.461	293	639.278.683	2,19 %	132.308.199
3 FR - France	6.433	1.305	3.057.451.415	10,46 %	451.846.003
HR - Croatia	315	48	50.843.459	0,17 %	10.743.196
HU - Hungary	639	202	180.262.637	0,62 %	53.745.323
IE - Ireland	1.222	309	518.699.757	1,78 %	115.780.414
5 IT - Italy	6.789	1.725	2.419.643.988	8,28 %	482.216.929
LT - Lithuania	254	57	37.119.016	0,13 %	11.694.809
LU - Luxembourg	233	52	71.796.320	0,25 %	12.592.340
LV - Latvia	224	40	47.114.934	0,16 %	8.013.041
MT - Malta	106	22	17.698.984	0,06 %	4.830.861
NL - Netherlands	4.525	969	2.242.346.704	7,67 %	361.538.104
PL - Poland	1.164	229	280.508.754	0,96 %	71.872.051
PT - Portugal	1.571	380	473.175.792	1,62 %	102.066.986
RO - Romania	629	92	102.404.200	0,35 %	13.643.371
SE - Sweden	2.200	385	1.009.916.694	3,46 %	161.953.616
SI - Slovenia	622	173	172.558.020	0,59 %	52.957.955
SK - Slovakia	309	74	77.845.936	0,27 %	15.982.990
2 UK - United Kingdom	8.873	1.732	4.241.190.332	14,52 %	679.814.838

1	CENTRE NATIONAL DE LA RECHERCHE SCIENTIFIQUE CNRS (CNRS) details	REC	FR	769	561,496,068.31
2	MAX-PLANCK-GESELLSCHAFT ZUR FORDERUNG DER WISSENSCHAFTEN EV (MPG) details	REC	DE	349	546,692,282.65
3	FRAUNHOFER GESELLSCHAFT ZUR FOERDERUNG DER ANGEWANDTEN FORSCHUNG E.V. (Fraunhofer) d	REC	DE	574	318,969,628.42
4	COMMISSARIAT A L ENERGIE ATOMIQUE ET AUX ENERGIES ALTERNATIVES (CEA) details	REC	FR	374	307,513,797.16
5	THE CHANCELLOR MASTERS AND SCHOLARS OF THE UNIVERSITY OF CAMBRIDGE details	HES	UK	414	263,130,024.77
6	THE CHANCELLOR, MASTERS AND SCHOLARS OF THE UNIVERSITY OF OXFORD (UOXF) details	HES	UK	387	256,927,494.26
7	UNIVERSITY COLLEGE LONDON details	HES	UK	379	250,359,986.54
8	IMPERIAL COLLEGE OF SCIENCE TECHNOLOGY AND MEDICINE (Imperial) details	HES	UK	290	173,564,562.73
9	KOBENHAVNS UNIVERSITET (UCPH) details	HES	DK	348	168,746,532.35
10	AGENCIA ESTATAL CONSEJO SUPERIOR DE INVESTIGACIONES CIENTIFICAS (CSIC) details	REC	ES	377	162,809,755.34
11	THE UNIVERSITY OF EDINBURGH (UEDIN) details	HES	UK	235	162,182,616.54
12	KATHOLIEKE UNIVERSITEIT LEUVEN (KU Leuven) details	HES	BE	291	161,174,165.95
13	CONSIGLIO NAZIONALE DELLE RICERCHE (CNR) details	REC	IT	369	157,955,361.17
14	TECHNISCHE UNIVERSITEIT DELFT (TU Delft) details	HES	NL	250	156,791,824.85
15	ECOLE POLYTECHNIQUE FEDERALE DE LAUSANNE (EPFL) details	HES	CH	223	156,303,091.75
16	INSTITUT NATIONAL DE LA SANTE ET DE LA RECHERCHE MEDICALE details	REC	FR	179	147,757,941.83
17	COST ASSOCIATION (CA) details	OTH	BE	1	137,249,171.00
18	DEUTSCHES ZENTRUM FUER LUFT - UND RAUMFAHRT EV (DLR) details	REC	DE	235	134,054,163.59
19	EIDGENOESSISCHE TECHNISCHE HOCHSCHULE ZUERICH (ETH Zürich) details	HES	CH	225	129,964,781.22
20	INTERUNIVERSITAIR MICRO-ELECTRONICA CENTRUM (IMEC) details	REC	BE	132	122,793,382.32
21	THE UNIVERSITY OF MANCHESTER (UNIVERSITY OF MANCHESTER) details	HES	UK	189	122,323,299.28
22	TEKNOLOGIAN TUTKIMUSKESKUS VTT OY (TEKNOLOGIAN TUTKIMUSKESKUS VTT OY) details	REC	FI	212	119,354,349.80
23	DANMARKS TEKNISKE UNIVERSITET (DTU) details	HES	DK	205	114,834,587.59
24	UNIVERSITEIT VAN AMSTERDAM details	HES	NL	157	110,244,481.98
25	TECHNISCHE UNIVERSITAET MUENCHEN (TUM) details	HES	DE	157	107,256,587.74
26	UNIVERSITEIT UTRECHT (UU) details	HES	NL	162	101,978,033.49
27	HELSINGIN YLIOPISTO details	HES	FI	153	100,462,285.01
28	LUDWIG-MAXIMILIANS-UNIVERSITAET MUENCHEN (LMU MUENCHEN) details	HES	DE	138	99,421,981.75
29	STICHTING KATHOLIEKE UNIVERSITEIT details	HES	NL	135	98,096,419.73
30	WEIZMANN INSTITUTE OF SCIENCE (WEIZMANN) details	HES	IL	100	97,821,331.20
31	UNIVERSITEIT GENT (UGent) details	HES	BE	158	96,632,222.07
32	KARLSRUHER INSTITUT FUER TECHNOLOGIE (KIT) details	HES	DE	166	95,674,997.81
33	LUNDS UNIVERSITET details	HES	SE	141	94,214,302.27
34	FORSCHUNGSZENTRUM JULICH GMBH (FORSCHUNGSZENTRUM JULICH GMBH) details	REC	DE	108	93,767,455.10
35	KAROLINSKA INSTITUTET (KI) details	HES	SE	137	93,368,676.76
36	POLITECNICO DI MILANO (POLIMI) details	HES	IT	197	91,583,671.16
37	UNIVERSITY OF BRISTOL (UNIVBRIS) details	HES	UK	162	86,029,512.85



What next?

EU budget chief wants to protect research from cuts in 2021 - 2027 budget cycle

Günther Oettinger says research should be the only programme spared spending cuts as the EU weighs how to make up for losing the UK's €11B per annum contribution

By Éanna Kelly



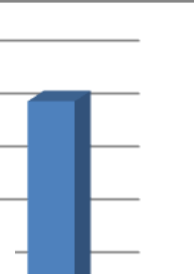
HORIZON EUROPE

**100
miliardi
di euro**

EU Parliament wants a substantially bigger research budget

Research spending should rise to €120B in the 2021 - 2028 budget, despite shrinking EU funds post-Brexit, say MEPs

By Éanna Kelly



dreams of €160B for research
mission President wants to double current investment



THE NEW MULTIANNUAL FINANCIAL FRAMEWORK 2021 - 2027

A BUDGET FOR A UNION THAT PROTECTS, EMPOWERS AND DEFENDS

In billion euro, current prices



I. SINGLE MARKET, INNOVATION AND DIGITAL €187.4

- 1 Research and Innovation
- 2 European Strategic Investments
- 3 Single Market
- 4 Space



II. COHESION AND VALUES €442.4

- 5 Regional Development and Cohesion
- 6 Economic and Monetary Union
- 7 Investing in People, Social Cohesion and Values



III. NATURAL RESOURCES AND ENVIRONMENT €378.9

- 8 Agriculture and Maritime Policy
- 9 Environment and Climate Action



IV. MIGRATION AND BORDER MANAGEMENT €34.9

- 10 Migration
- 11 Border Management



V. SECURITY AND DEFENCE €27.5

- 12 Security
- 13 Defence
- 14 Crisis Response



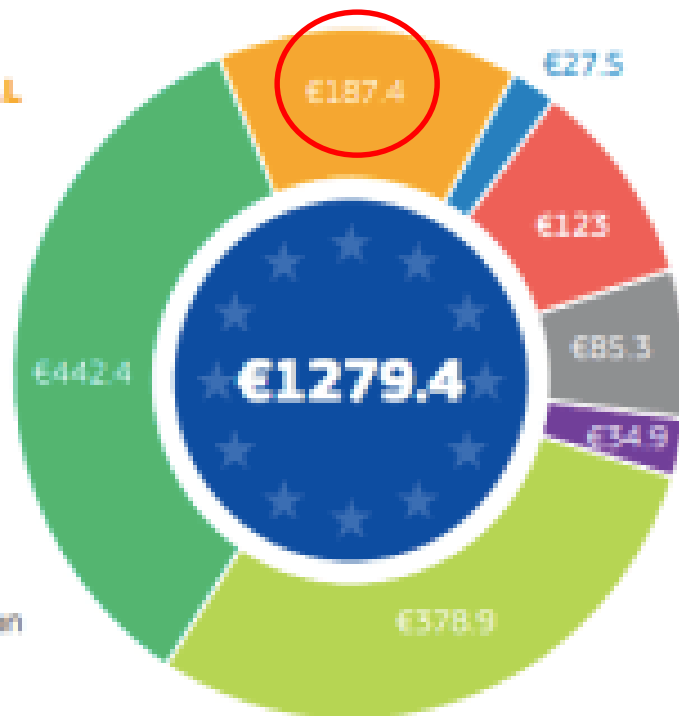
VI. NEIGHBOURHOOD AND THE WORLD €125

- 15 External Action
- 16 Pre-Accession Assistance



VII. EUROPEAN PUBLIC ADMINISTRATION €85.3

- 17 European Public Administration



Cohesion and values

€442.4B

Regional development

Economic and monetary union

Social cohesion and values

Natural resources and environment

€378.9B

Agriculture and maritime policy

Environment and climate action

Research and Innovation

European Strategic Investments

Single Market

Space

Single market,
innovation and digital
€187.4B

Neighborhood and the world

€123B

European
public
administration
€85.3B

External Action

Pre-accession
assistance

Migration and borders

€34.9B

Security
and
defense
€27.5B

Dotazione Finanziaria 2014 - 2020

Settori finanziati dal bilancio dell'UE

Quadro finanziario pluriennale 2014-2020

in miliardi di euro e in percentuale, a prezzi correnti



Coesione economica, sociale e territoriale

371,4 miliardi di EUR

- Ricerca e innovazione
- Tecnologie dell'informazione e della comunicazione
- Piccole e medie imprese
- Economia a basse emissioni di carbonio
- Cambiamento e rischio climatico
- Ambiente e uso efficiente delle risorse
- Trasporti ed energia
- Occupazione
- Inclusione sociale
- Formazione professionale
- Altro



Competitività per la crescita e l'occupazione

142,1 miliardi di EUR

- Istruzione
- Energia
- Industria e piccole e medie imprese
- Reti e tecnologie
- Ricerca e innovazione **Circa 8%**
- Trasporti
- Altro



Amministrazione
69,6 miliardi di EUR



Ruolo mondiale dell'Europa
66,3 miliardi di EUR

- Sviluppo e cooperazione internazionale
- Aiuto umanitario
- Vicinato e allargamento
- Strumenti di politica estera
- Altro



Sicurezza e cittadinanza
17,7 miliardi di EUR

- Migrazione e affari interni
- Salute e sicurezza alimentare
- Cultura
- Giustizia
- Altro



Crescita sostenibile: risorse naturali
420 miliardi di EUR

- Agricoltura
- Sviluppo rurale
- Pesca
- Ambiente e altro





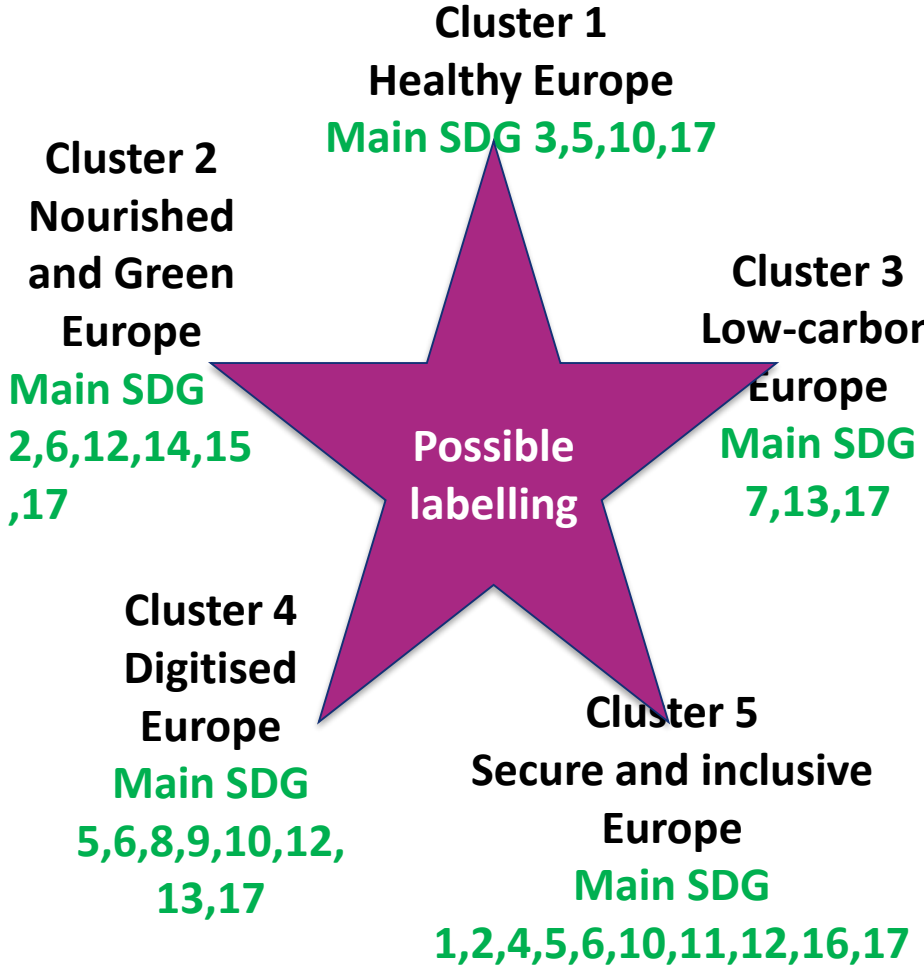
TOWARDS FP9: STRUCTURE

2nd pillar Global Challenges (2)



Framework contest SDGs

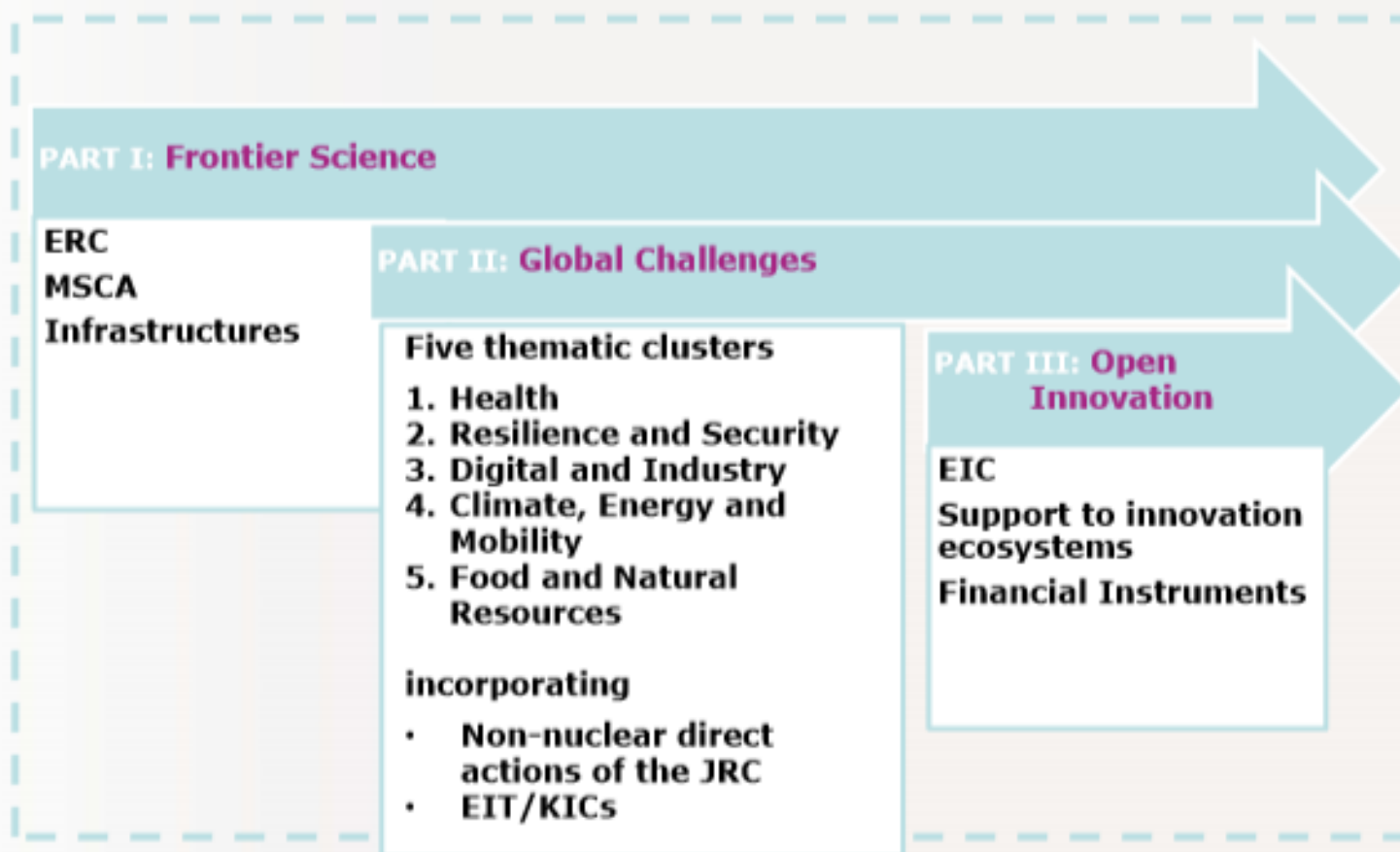
Rationalization from 7 SCs+ LEIT to 5 thematic clusters



Altri possibili aspetti caratterizzanti di FP 9

- Maggior Coinvolgimento dei Cittadini
- Maggior Focus su «Impatto» e «Comunicazione»
- Maggiore Cooperazione Internazionale
- Raccordo con i Fondi Strutturali
- Raccordo con il Sistema Educativo e Formativo
- Revisione ad hoc della normativa sugli Aiuti di Stato


Possible FP9 Programme Structure



Strengthening the European Research Area

- Spreading Excellence
- Reforming and Enhancing the European R&I System
- Science, Society and Citizens





National Research Council of Italy

HORIZON 2020 MID-TERM REVIEW

Position Paper January 2017

National Research Council of Italy

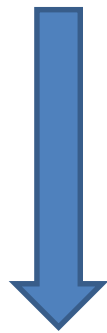
RENEW-ESSENCE 2030

Paper on FP9
November 2017

Michela Guerrini, Luca Moretti, Pierfrancesco Moretti, Angelo Volpi



Posizionamento CNR su Mission oriented (June 2018)



National Research Council of Italy

TOWARDS FP 9

REFLECTION PAPER – October 2016

CNR - Brussels office for international and European Activities
Michele Guerrini, Luca Moretti, Pier Francesco Moretti, Angelo Volpi

MFF for Research & Innovation

For a modern and competitive 2021-2027 EU budget

Promoters

National Research Council of Italy
CNR
CSIC
HELMHOLTZ RESEARCH FOR GRAND CHALLENGES
Lombard League Association

List of Individuals List of Corporates


0 0 0 0 3 4 8
Number of Signatories

Individual Endorsement Corporate Endorsement

Corporate endorsement implies the authorization to upload the logo on this web page

Related News
Academia europea si avvia per convocare il budget for the next Framework Program - Academy of Europe: doubling FP9 - Read more

Lavoro con coordinatori CNR x revisione strumenti Marie Curie, FET, INFRA (December 2018)



Take home message

- The European union is a complex entity
- Having different stakeholders requires very complex management and policy procedures
- Strategies are mandatory at each level

BUT...

**IT IS THE ONLY WAY TO GO IF WE WANT TO BE COMPETITIVE
IN A GLOBAL SOCIETY**

*THANK YOU, AND...
LET'S WORK TOGETHER !!!*

